

ד

ח

ט

ו

כ

ל

מ

נ

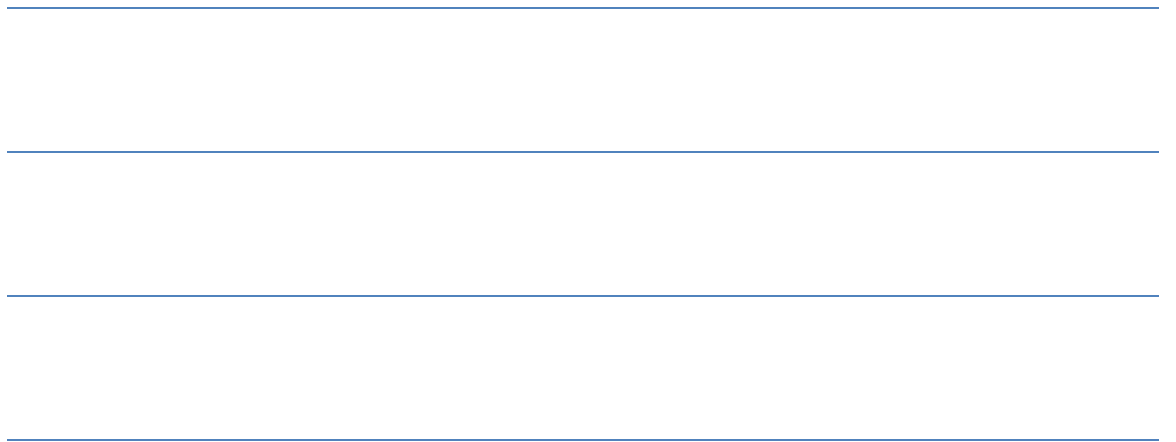
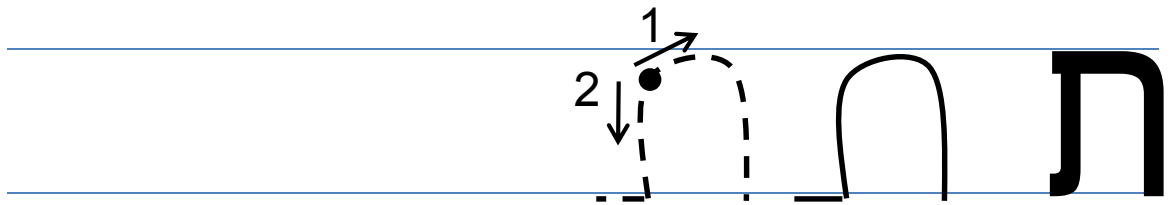
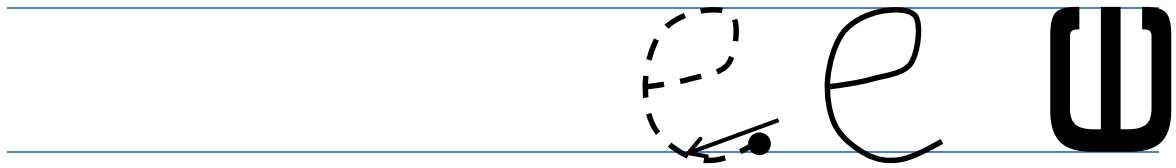
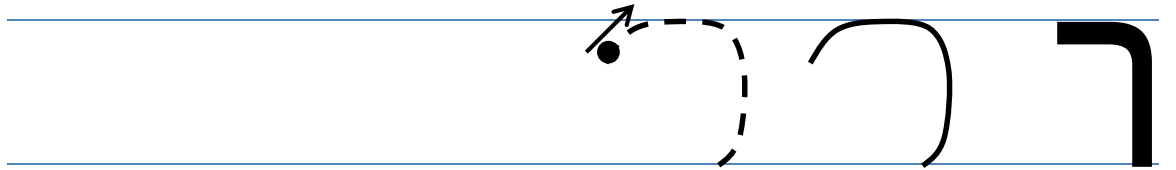
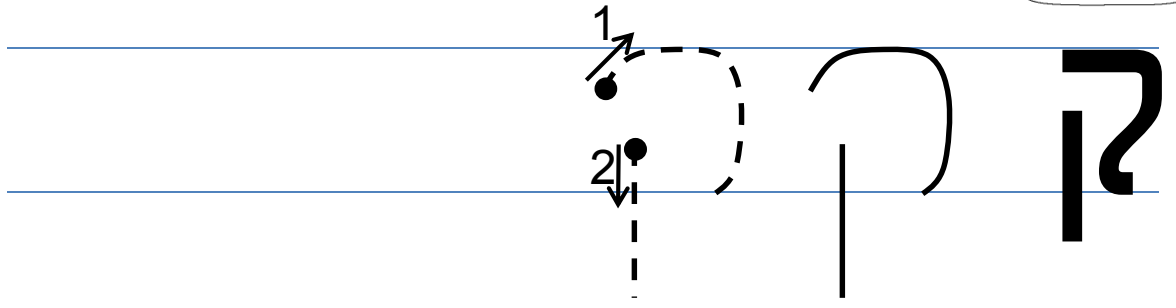
ס

ע

פ

צ

דפים לתרגול אותיות כתב



Handwriting practice row 1: The letter 'ק' (Kaf) is shown with a dashed outline and an arrow indicating a counter-clockwise stroke starting from the top. Next to it is a solid outline of 'ק' with a vertical stem. To the right is a large, bold black 'ק'. The letter 'ר' (Resh) is shown as a large, bold black character to the right of the 'ק'.

Handwriting practice row 2: The letter 'ו' (Vav) is shown with a dashed outline and a downward arrow indicating the stroke direction. Next to it is a solid outline of 'ו' with a vertical stem. To the right is a large, bold black 'ו'.

Handwriting practice row 3: The letter 'פ' (Pe) is shown with a dashed outline and an arrow indicating a counter-clockwise stroke starting from the top. Next to it is a solid outline of 'פ' with a vertical stem. To the right is a large, bold black 'פ'.

Handwriting practice row 4: The letter 'ץ' (Tzadi) is shown with a dashed outline and an arrow indicating a counter-clockwise stroke starting from the top. Next to it is a solid outline of 'ץ' with a vertical stem. To the right is a large, bold black 'ץ'.